

**ANTHOGONA BRITANNICA MAURIÈS AND POLYDESMUS BARBERII LATZEL IN DEVON: MILLIPEDES NEW TO THE BRITISH ISLES.**

D. E. Bolton, Exeter City Museums & Art Gallery, Queen Street, Exeter, Devon EX4 3RX

R.E. Jones, 14 Post Office Road, Dersingham, King's Lynn, Norfolk PE31 6HP

**INTRODUCTION.**

These two species of millipede, which are the latest in a line of imports to come to light from the south west, are briefly described and illustrated. For further information on the habitats of these species see Bolton (1996).

**ANTHOGONA BRITANNICA, MAURIÈS**

This species was collected by Steve Gregory in 1992 at Slapton Lea in Devon. He passed it to R. E. Jones for examination who realised that he had collected a similar specimen in 1983 from the same site. It was described by J-P Mauriès (Gregory, Jones & Mauriès 1993) Subsequently further specimens were collected by D. E. Bolton, G. Musker and G. Beccaloni from the Exeter Museum in the same area. At present all the known sites are in the map squares SX74, 84, 85 and 95, in and around the town of Dartmouth.

**RECOGNITION OF *A. BRITANNICA*.**

*A. britannica* is a very small chordeumid which is easily mistaken for a young individual of some thing else. It is sometimes found rolled up in a typical chordeumid fashion. On first glance it can be mistaken for a small *Craspedosoma* but it lacks the larger setae and more angular paranota that would occur on a small *Craspedosoma*. It is about 5-7mm. in length. There are around 10 or 12 ocelli per side forming a rough triangle. The body is brown in colour and there are 30 rings in all. Each segment has a slightly developed paranota bearing three setae on each side. The telson has no distinctive features (Figs. 1 & 2). The gonopods of the male are drawn (Fig. 3) and are quite distinctive.

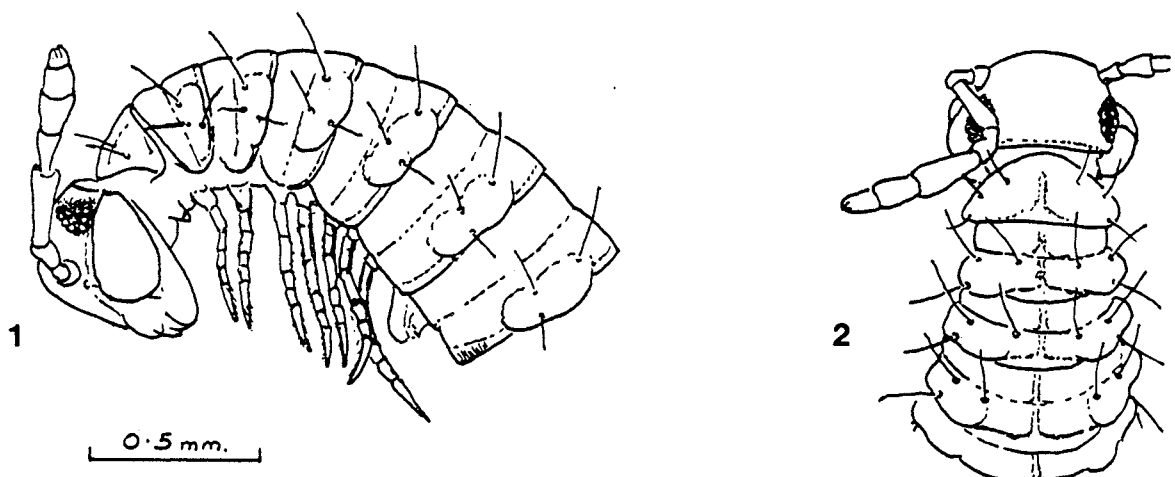


Figure 1 *Anthogona britannica* male, side view, head and first 7 segments.

Figure 2 *A. britannica* male, head and first 4 segments from above.

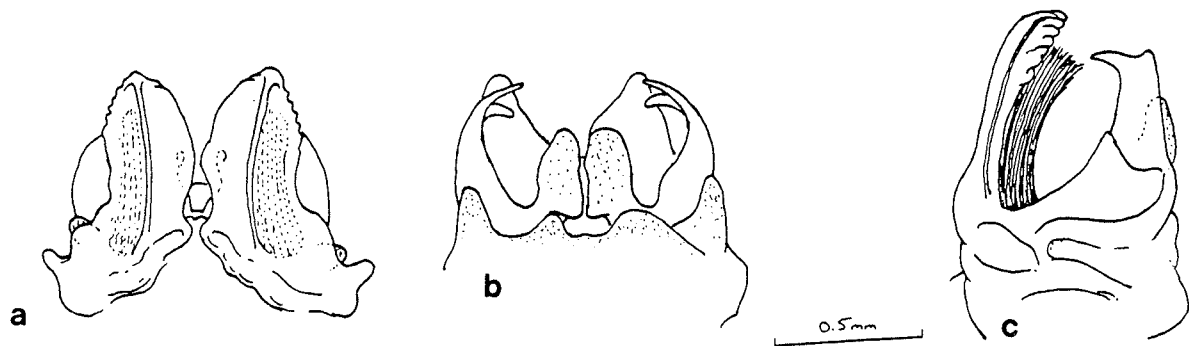


Figure 3 *A. britannica* male gonopods a) oral view, b) caudal view and c) lateral view.

### ***POLYDESMUS BARBERII*, LATZEL.**

An unknown species of millipede was discovered by D. E. Bolton and G. Musker who found it at several sites in and around Plymouth. It was subsequently identified as *Polydesmus barberii* Latzel. by R. E. Jones (Demange, 1981). *P. barberii* has not hitherto been recorded from the British isles but it is known from southern Europe where it is endemic. Later REJ collected it from the Plymouth area and DEB and GM found it at Dartmouth as well.

### **RECOGNITION OF *P. BARBERII***

This species is a typical *Polydesmus* but it is immediately recognisable from any native species by the fact that it is white. It is almost without pigment, although the antennae are tinged pink in live individuals, and it recalls a large *Brachydesmus superus* at first glance (Blower 1985). Length is about 14mm. The male is easily identified by the characteristic male gonopods (Fig. 4). The female is also easily identified by its colour, the fact that it has epigynal flanges which are roughly triangular and the coxae of the third pair of legs have a pronounced point (Fig. 5).

Specimens of both species are deposited in the Exeter Museum and the types of *A. britannica* are deposited at the British Museum (Natural History).

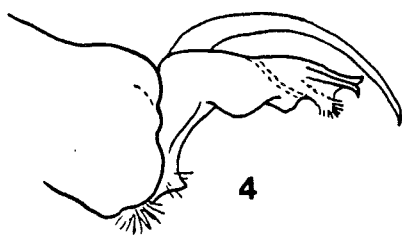
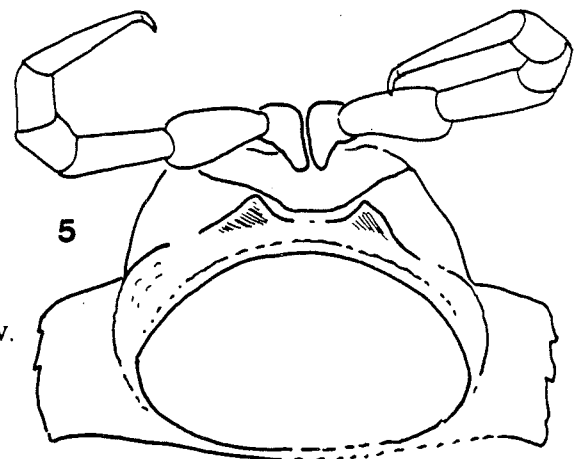


Figure 4 *Polydesmus barberii* male gonopods, lateral view.  
Figure 5 *P. barberii* female, epigyne



### **REFERENCES.**

- Bolton, D.E. (1996) *Polydesmus barberii* Latzel and *Anthogona britannica* Mauriès in Devon. *Bulletin of the British Myriapod Group* 12: 23-26.
- Blower, J.G. (1985) *Millipedes*. Synopses of the British Fauna (NS) 35, Brill.
- Demange, J.-M. (1981) *Les Mille-pattes, Myriapodes*. Boubée, Paris.
- Gregory, S. J., Jones, R. E. & Mauriès, J.-P. (1993) A new species of millipede (Myriapoda: Diplopoda: Chordeumatida) from the British Isles. *Journal of Natural History*, 28. 47-52.